

# E-TRAM

## Designed for Passenger Transportation

MODELS	BT 2-80
TYPE	E
SPEED (MAX MPH)	10.5
RANGE (MILES)	24
SEATING CAPACITY	8
LOAD CAPACITY (lbs)	3,000
TOWING CAPACITY (lbs)	12,500
VOLTAGE	36
TURNING RADIUS (INCHES)	160"



## Tough and Dependable Product Solutions

The E-Tram, one of the latest product solutions from Taylor-Dunn, is designed to move personnel in an industrial or commercial application. E-Tram, when equipped with 9 or 12 passenger trailers, can carry over 30 people in a single trip.

Equipped with 36 volt or 48 volt drive train, E-Tram can travel at speeds of 15 mph, while providing a range of 24 miles in a single charge.

Low step height and increased visibility while traveling at low speeds in congested areas make E-Tram an ideal solution for your personnel moving applications.

Low noise and zero pollution accompanied with low operating and maintenance cost makes E-Tram the most cost effective solution when compared to its gasoline alternatives.

E-Tram, equipped with a roll out battery box, can provide extended range for your application. Ideal for use in public venues, E-Tram is one of the safest and most economical ways to transport your customers or employees.

With over 120,000 vehicles in service and over 50 years experience in design and development of electric vehicles, Taylor-Dunn products are the best way to go about your business.



**TAYLOR-DUNN**<sup>®</sup>  
Commercial and Industrial Vehicles Since 1949

*The best way to go about your business*

**PERSONNEL CARRIERS**



**Aristocrat**



**Roadmaster**

**BURDEN CARRIERS**



**Taylortruck**



**Loadmaster**



**Model B Series**



**Electruck**



**Maintenance Expediter**



**Stepsaver**



**Stockchaser**

**TOW TRACTORS**



**Towmaster**



**Mule**



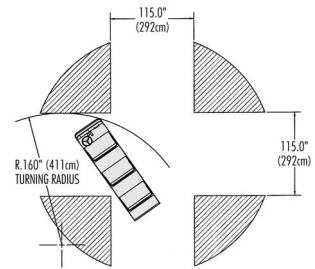
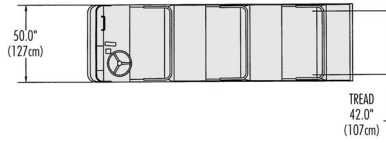
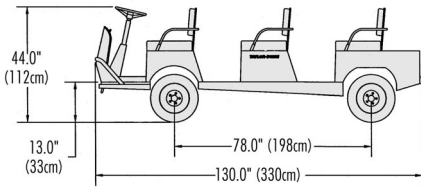
**Pullmaster**



**Model E**



**Huskey**



**TRAM STANDARD SPECIFICATIONS**

- Product Line:** Model BT2-80
- Wheels:** 4 wheels
- Unit Weight:** 1,418 lbs (643 Kg.)
- Load Capacity:** 3,000 lb.
- Battery Type (Lead Acid):** 220 amp hours, 6 volts
- System Voltage:** 36 volt
- Travel Distance (Unloaded):** 24 miles
- Energy Consumption:** 264 watt/hr. per mile
- Drive Axle:** Automotive type differential and housing
- Transmission:** Power traction in oil bath; 14:1 reduction
- Motor:** 36V @ 1,400 rpm; DC Series wound 10 hp
- Speed (Unloaded):** 10.5 mph
- Gradeability:** 15% empty, 5% fully loaded
- Tires Pneumatic:** 5.70x8 load range B
- Brakes:** Hydraulic disc brakes rear, hand operated parking brake
- Steering:** Automotive steering 24:1

- Frame:** All steel unitized body, heavy duty 14 gauge steel
- Bumper:** Heavy duty steel front bumper
- Suspension:** Leaf springs front and rear, with rear shock absorber
- Color:** Safety orange, traffic yellow
- Seats:** Bench seat cushion, full back seat foam covered with vinyl
- Controller:** Solid state speed controller 400 amp 36 volt
- Wiring:** Modular harness design with weather protected connectors
- Instrumentation:** Battery discharge indicator, forward/reverse selector, key switch
- Light Accessories:** Headlight, taillight
- Charger:** 25 amp, 36 volt built in automatic charger
- Charge Time:** 8 hours for charge on batteries 80% discharged
- Input Voltage:** 110 volt/220 volt, 50 Hz./60Hz.
- Charging Energy Requirements:** 9.9 kw hr. @ 80% efficiency
- Conformance Standards:** Type E OSHA requirements 1910.178, ANSI B56.8 requirements

**TRAM OPTIONAL FEATURES**

- Charger**
  - Portable 25 amp charger or 40 amp charger
  - Built in 110V/220V 50 Hz.
- Accessories**
  - Strobe light, amber - on pole, or fiberglass top
  - Dual headlights, directional signals
  - Reverse alarm, hour meter, seat brake
- Battery Compartment**
  - 244 a.h. batteries
  - Lift out/roll out battery box
  - 48 volt battery option
- Hitches:** 1 7/8 ball and bracket
- Brakes:** Front wheel hydraulic
- Top Frames:** Fiberglass or surrey top cover with tubular frame
- Frame:** Smooth skin
- Color**
  - Azure blue, white, or special paint color
  - Undercoating
- Other:** PA system, mirrors, electric trailer braking system

**9 and 12 Passenger Trailers**



MODEL T9-42



MODEL T9-41



**TAYLOR-DUNN CORPORATION**  
Commercial and Industrial Vehicles Since 1949



2114 West Ball Road, Anaheim, CA 92804 • (714) 956-4040 • FAX (714) 956-3130  
Toll Free (800) 688-8680 Visit our website: [www.taylor-dunn.com](http://www.taylor-dunn.com)