



# Commercial

**Series  
Hydraulic  
Detachable  
Gooseneck Trailers**



*Commercial*  
SERIES

# Commercial Series Hydraulic Detachable Gooseneck Trailers



## Low Profile Gooseneck

The low profile, scraper-style neck means you have room for scrapers over the neck area.



## Gooseneck Support Arm

The hydraulic gooseneck support arm, which comes as standard equipment, holds the gooseneck up when it is detached from the trailer. No blocking required.



## Adjustable Ride Heights

The 4-position ride height adjustment allows you position the trailer to match the particular requirements of the truck, the load, or the hauling conditions.



## Four-Beam Deck Design

The four-beam deck design can accommodate a wide range of loads, whether the weight is concentrated on the outside edges or in the middle of the trailer. The lightweight strength of Trail King's four-beam design also means you haul less trailer, more payload.



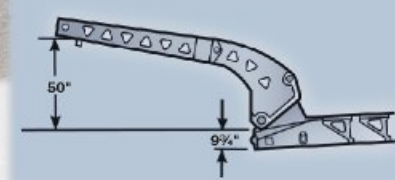
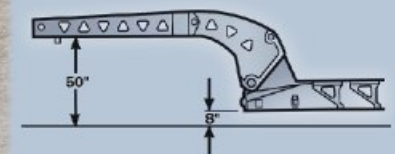
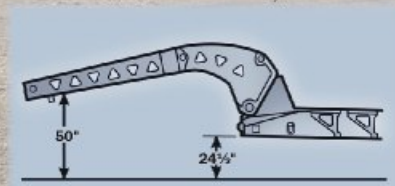
## No Front Crossmember

The center I-beam webs are thicker and reinforced in the wheel area so that the front crossmember can be eliminated to accommodate excavators and boom-type equipment without sacrificing strength or durability.



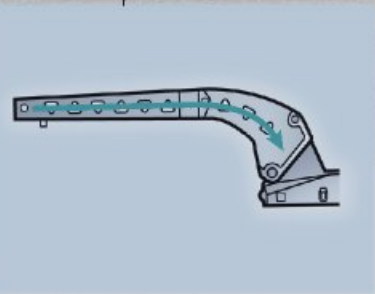
## Wheel Area

To prevent cracking and provide extra strength in the wheel area, the I-beam is reinforced with two full-depth braces and a half-moon gusset.



## Hi-Lo Gooseneck

Gooseneck delivers over 34" vertical range of motion for the deck, from 9 3/4" below grade to over 24 1/2" ground clearance, to accommodate a variety of less-than-perfect loading, hauling, and unloading circumstances.



## One-Piece Web and Flanges

The I-beam web, top flange, and bottom flange all feature one-piece construction from the front through the bend to the back of the gooseneck. This provides exceptional strength and durability, eliminating brittle points and cracking associated with spliced designs.



## V-Shaped Guide

The v-shaped guide directs the gooseneck into position during hook-up, making the whole process a quick, easy one-man operation. Trail King's exclusive horizontal safety pin automatically locks the main pin in place so it cannot accidentally disconnect.



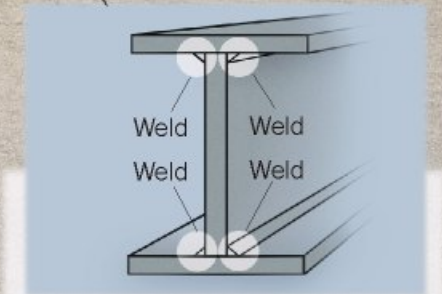
## Double-Hinged Ramp and Support Ledge

Loading ramps are double-hinged and reinforced with a support ledge for added strength. Because both hinges rest on the ledge, even heavy track-type equipment can be loaded without risk of "peeling off" the loading ramp.



## Outrigger Construction

I-beam style outriggers are mounted on the top and bottom flange and span the entire width of the side beam for optimum strength and support. Removable pins allow outriggers to swing freely for easy positioning, cleaning, and maintenance.



## One-Piece Construction

Trail King I-beams are constructed of one-piece web and flange material and welded on all four sides to seal and protect the seams from rust. The result is an I-beam that is not only stronger... but one that is stronger longer.

# Commercial Series Hydraulic Detachable Gooseneck Trailers

## Options:



### Booster

The booster's one-piece I-beam design and reduced number of components offers greater strength, reduced maintenance, and rugged durability.



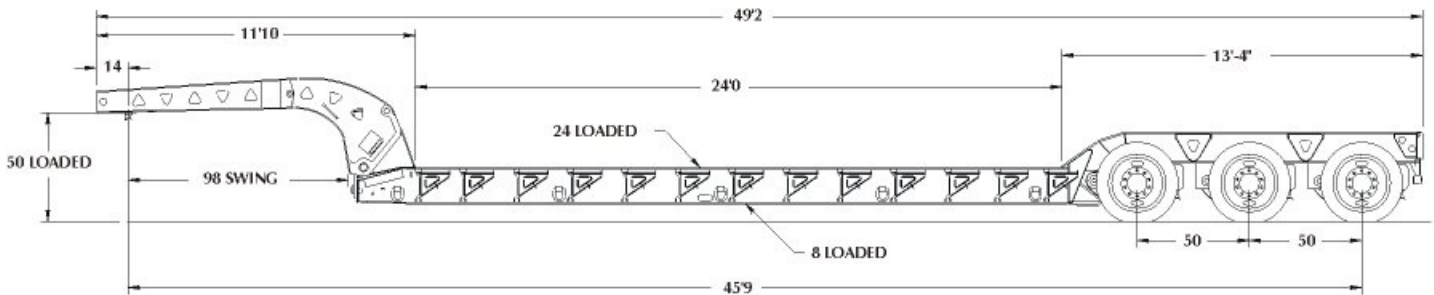
### Double-wide Front Outriggers

The double-wide front outrigger provides extra strength at the critical pivot point where the weight is concentrated during the loading process. Comes with close-set pair of outriggers at mid-deck that prevent planks from tipping up when the load rolls over the ends of them.



### Flip Axle

(Shown here with optional booster)  
Simplicity of design allows flip axle to be hooked up and unhooked easily.



## Standard Equipment\*

- 3 - 22,500 lb. axles
- 16½" x 7" air brakes
- Anti-lock brake system\*\*
- 8.25 x 22.5 disc wheels
- Outboard 10-hole pilot mount
- 255/70R22.5 16PR radial tires
- Oil seals
- Air ride suspension
- 11' 11" gooseneck with 98" swing clearance
- 13" kingpin setting
- Hydraulic self-lifting detachable gooseneck  
(has ability to lift above or below transport positions)
- Hydraulic gooseneck support arm
- Gooseneck does not require ground-bearing pads for lifting
- Half front bolsters

- ½" x 5" outside top flanges
- 1½" oak decking (raised) (NET)
- 4-beam mainframe construction
- Automatic slack adjusters
- 10" I-beam crossmembers on 24" centers
- 100,000/80,000 PSI yield strength steel construction
- Swing-out outriggers with planks
- 10 D-rings
- 102" overall deck width
- 24" loaded deck height
- 50" loaded 5th wheel height
- Mid-turn signal/clearance light
- Rubber mounted sealed lights and sealed harness system
- Electrical system per DOT regulations
- 7-pole electrical socket
- Mud flaps
- Red & white conspicuity markings
- Color: Trail King black 2-part polyurethane

## Distributed by:

\*All specifications are subject to change without notice.

\*\*To meet 1997 federal requirements, Trail King offers two variations of the anti-lock braking system. The minimum 2S1M system is available, but Trail King recommends the 4S2M system.



# TRAIL KING Industries

*Commercial*  
SERIES