

 OPEN-DECK
COMMERCIAL

STEEL-ALUMINUM COMBO
STEP DECK
TRAILER



TKACS



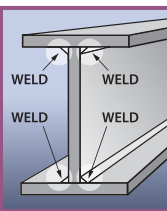
TRAIL KING
WE'VE GOT YOUR BACK.



TRAIL KING

STEEL-ALUMINUM COMBO STEP DECK

STANDARD FEATURES



One-Piece Construction

Trail King I-beams are constructed of one-piece web and flange material and welded on all four sides to seal and protect the seams from rust. The result is an I-beam that is not only stronger...but one that is stronger longer.

Optional Toolbox

Single door. Widths: 48" or 60"

Steel Components Zinc Plated or Armor Coated

To prevent corrosion, steel components, such as the king pin plate, sliding D-rings, winches, and all fasteners are zinc coated. Other components, such as the bolt-on landing gear, are Armor coated.



Reinforced Steel Gooseneck

Web stiffener bars and 1/4"-thick half-moon gussets on one side of the web, plus overlapping "wrap-around" flanges where the gooseneck meets the main beam, reinforce the transition area of the gooseneck for uncompromised strength in this critical area. Also included: 4-bolt, easy-access front panel, stake pockets, and flag holders.



Knee Braces and Steel Crossmembers

Knee braces are bolted on, not welded, reducing stress on the main beam and crossmembers. Crossmembers are on 12" centers in the main deck and 18" centers in the upper deck.



Air-Operated Control Valves

High quality air-operated valves are contained in a conveniently located, protective sealed box, and control the slider axle brakes/locks and suspension raise/lower functions. Actual functions will vary based on trailer options.



STRONG. LIGHTWEIGHT. CORROSION-RESISTANT.

Trail King's Steel-Aluminum Combo Center Frame Step Deck (ACS) features the best of two worlds...the strength of steel plus the weight savings and superior corrosion resistance of aluminum. Engineered for superior load-hauling strength and featuring competitive low deck heights, the ACS can accommodate your toughest payloads...short, tall, or any of a wide variety of cargo configurations.

The Trail King ACS...destined to be the best Step Deck trailer you'll ever own.

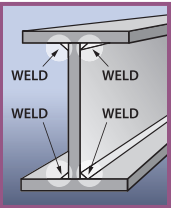
Find your nearest dealer: www.TrailKing.com/DealerLocator

Products shown may feature optional equipment. Available specifications are subject to change without notice.

TRAIL KING
STEEL-ALUMINUM COMBO STEP DECK

STANDARD FEATURES

RUGGED, DEPENDABLE,
LOW-MAINTENANCE PERFORMANCE.



One-Piece Construction

Trail King I-beams are constructed of one-piece web and flange material and welded on all four sides to seal and protect the seams from rust. The result is an I-beam that is not only stronger...but one that is stronger longer.

Optional Toolbox

Single door. Widths: 48" or 60".

Steel Components Zinc Plated or Armor Coated

To prevent corrosion, steel components, such as the king pin plate, sliding D-rings, winches, and all fasteners are zinc coated. Other components, such as the bolt-on landing gear, are Armor coated.



Reinforced Steel Gooseneck

Web stiffener bars and 1/4"-thick half-moon gussets on one side of the web, plus overlapping "wrap-around" flanges where the gooseneck meets the main beam, reinforce the transition area of the gooseneck for uncompromised strength in this critical area. Also included: 4-bolt, easy-access front panel, stake pockets, and flag holders.




Knee Braces and Steel Crossmembers

Knee braces are bolted on, not welded, reducing stress on the main beam and crossmembers. Crossmembers are on 12" centers in the main deck and 18" centers in the upper deck.



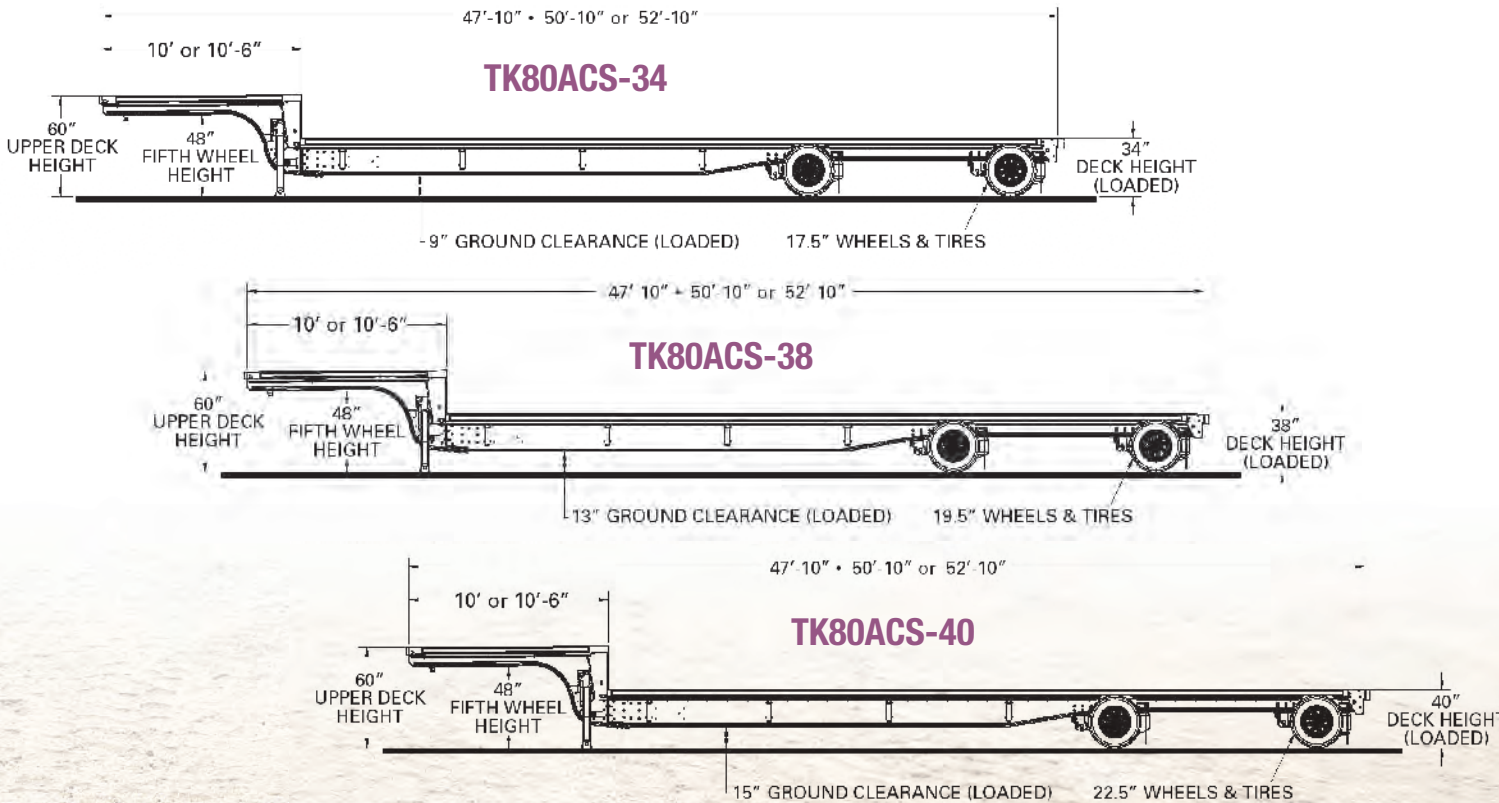
Air-Operated Control Valves

High quality air-operated valves are contained in a conveniently located, protective sealed box, and control the slider axle brakes/locks and suspension raise/lower functions. Actual functions will vary based on trailer options.



Continuous Aluminum Outer Beams

The extruded outer rail, featuring a double-L sliding winch track, is a continuous, one-piece design — even in the wheel area, where the wheel covers are built right into the deck frame.



TKACS STANDARD EQUIPMENT	TK 80 ACS-34	TK 80 ACS-38	TK 80 ACS-40
Base Weight	9575 lbs	9885 lbs	9995 lbs
Capacity	80k Distributed	80k Distributed	80k Distributed
Loaded Deck Height	34"	38"	40"
Loaded Ground Clearance	9"	13"	15"
Overall Width	102"	102"	102"
Overall Length	47'-10"	47'-10"	47'-10"
Kingpin Setting	14"	14"	14"
Fifth Wheel Height	48 - 50"	48 - 50"	48 - 50"
Upper Deck Length	10'	10'	10'
Concentrated Load Rating	60k in 10'	60k in 10'	60k in 10'
Aluminum Decking w/ (3) Flush Apitong Nailers	X	X	X
Crossmember Spacing (Main/Upper)	12"/18"	12"/18"	12"/18"
Suspension	Holland CB23U	Holland CB23U	Holland CBX23U
Suspension Configuration	Tandem	Tandem	Tandem
Suspension Spacing	50"	50"	50"
Rear Axle Location	Wheels Back	Wheels Back	Wheels Back
Anti-Lock Braking System	2S1M	2S1M	2S1M
Drum Brakes	12-1/4 x 7-1/2	12-1/4 x 7-1/2	16-1/2 x 7
Brake Rating	20k	20k	20k
Manual Raise/Lower w/ Gauge in Enclosure	X	X	X
Wheels	6.75 x 17.5 Steel	7.50 x 19.5 Steel	8.25 x 22.5 Steel
Tires	235/75R17.5	265/70R19.5	255/70R22.5
2-Speed Landing Gear	X	X	X
Flag Holders	3 / Side	3 / Side	3 / Side
Sealed Electrical System	X	X	X
LED Lights	X	X	X
DOT Required Lights w/ Mid-turn & 3rd Taillight	X	X	X
Document Holder	4-1/2" Round	4-1/2" Round	4-1/2" Round
Red and White conspicuity markings	X	X	X
Standard TK Decals	X	X	X
3/8" X 3" Aluminum Rub Rail w/ Double Chain Spools	X	X	X
Stake Pockets (24" O.C.) - Sides & Front	X	X	X
Full-Length Hook Track	X	X	X
Anti-Corrosion Barrier Between Aluminum & Steel	X	X	X
Zinc Coated Steel Components	X	X	X
Armor Coated Landing Gear & Suspensions	X	X	X
Dock Bumpers	X	X	X

OTHER POPULAR OPTIONS:

See your local dealer for full list of available options.

- 50'-10" and 52'-10" Overall Lengths
- 60k in 10' w/50k in 4' Concentrated Load Rating

- Rear Sliding Axle and Tri-Axle Suspension Configurations
- 55", 60", 72", and 121" Suspension Spacing

Products shown may feature optional equipment. Available specifications are subject to change without notice.

PEOPLE. PRODUCT. PERFORMANCE.

COMPREHENSIVE SUPPORT. UNMATCHED SERVICE.

*Whether you own a premium Trail King trailer or you are looking to own one, you can still have access to our comprehensive **PEAK PERFORMANCE™** Aftermarket Programs.*



PEAK PERFORMANCE PARTS

Instantly access over 10,000 on-hand parts and a variety of online tools. All Trail King Certified dealers, fleets, and service facilities can place same-day shipping orders for convenient and efficient ordering. Customers looking for more information can contact a local Trail King dealer or submit direct inquiries to trailkingpartssupport@trailking.com.



PEAK PERFORMANCE REFURB

Extend the life of your trailer and increase future resale value by restoring it to near-peak performance through Trail King's factory refurbishment program. Customers can request a free estimate for comprehensive refurbishments or specified repairs by visiting www.tkpeakperformance.com. Our expert technicians specialize in Trail King equipment, but we also welcome other trailer brands.



PEAK PERFORMANCE FINANCE

Competitive rates and flexible terms designed to make a Trail King purchase affordable, convenient, and secure. Trail King's innovative payment program operates with an understanding of the changing demands a customer's business faces. Our full suite of financing structures, including Loans, Finance Leases, and TRAC Leases, makes it easier than ever before to own a Trail King trailer.

Trail King is the leading manufacturer of open deck and materials hauling trailers for the asphalt paving, construction, commercial hauling, agriculture, and specialized transport industries. With a network of almost 400 dealer locations across the U.S. and Canada, Trail King is there when you need us. Our dedicated teams of customer service professionals are available 24/7 to serve you.

We know that your bottom line is important to you and it's our commitment to make sure you achieve the lowest cost of ownership with the highest quality trailers offered in the market.

A Trail King trailer won't just get the job done — it will get the job done *right*.



TRAIL KING
WE'VE GOT YOUR BACK.



TrailKing.com/TKACS

300 East Norway Ave. Mitchell, SD 57301 | 800-843-3324 | www.trailking.com

© 2015 Trail King Industries. All rights reserved.



Contract
GS-30F-004X